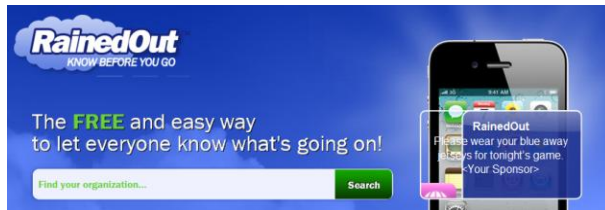


## RainedOut.com Instructions (not Raineded 😊)

**NOTE - Please have the Private Group Keyword handy before you begin. You can obtain this from your coach!!!**


1. Navigate to [www.rainedout.com](http://www.rainedout.com)



2. In the search box, Enter **“Rams Juniors”** and click on the **Search**



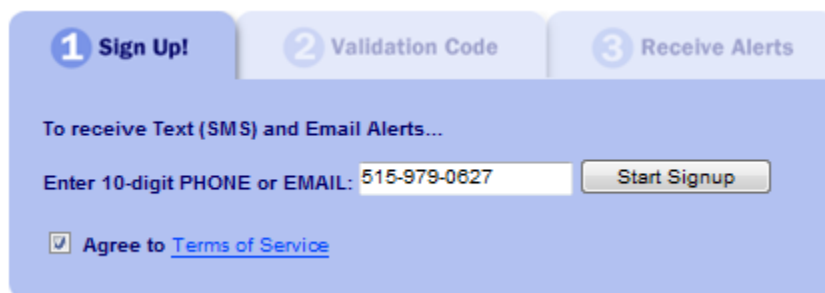
3. Under the Preferred Results section, **Click** on the **“Rams Juniors Volleyball”** link



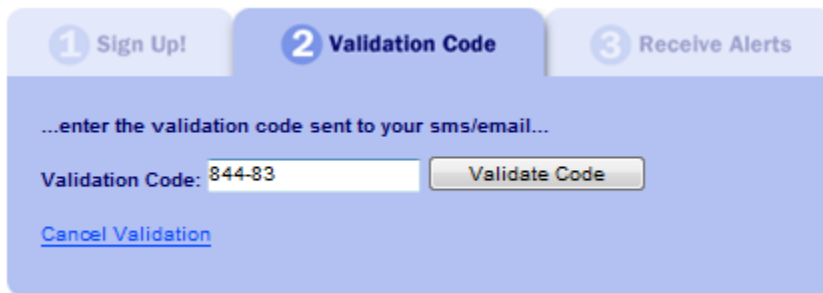
4. On the **Sign Up** tab, enter your 10 digit phone number or email and **Click** on the Agree to Terms of Service checkbox.

**Click** on the **Start Signup** button when you are finished.

As a result, you should receive a validation code either by text or by email. **Do not delete it!!!!**



5. On the **Validation Code** tab, enter the code you just received either by text or by email and **Click** on the **Validate Code** button.



The screenshot shows a three-step process: 1 Sign Up!, 2 Validation Code, and 3 Receive Alerts. The 'Validation Code' step is active. It contains the text "...enter the validation code sent to your sms/email...", a text input field with "844-83", a "Validate Code" button, and a "Cancel Validation" link.

6. As a result, you should advance to the **Receive Alerts** tab. Here you will be prompted to enter the Private Group Keyword that will be provided by your coach.

**Click** on the **Subscribe** button once you have entered the code.



The screenshot shows the 'Receive Alerts' step. It contains the text "Enter Private Group Keyword:" followed by a text input field and a "Subscribe" button.

7. As a result, on the **Receive Alerts** tab, you should see some type of message indicating that you were successful.
8. You may rinse and repeat for as many numbers and emails as you would like to subscribe. Please note that every number and/or email you list will receive any communication sent out for that particular team.
9. Thank you 😊.